



ERFURT-Variovlies ECO 150

ERFURT
WÄNDE ZUM WOHLFÜHLEN

GLATTVLIES-
TAPETEN

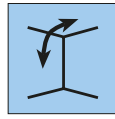
Product benefits



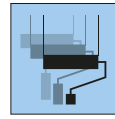
PVC-free



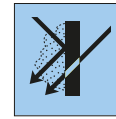
Fire-retardant



For walls and ceilings



Can be re-painted several times



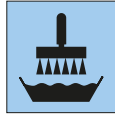
Breathable



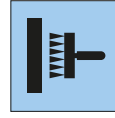
Impact-resistant



No soaking



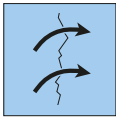
Nonwoven adhesive



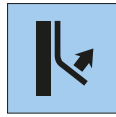
Paste-the-wall technique



Minimal paint usage



Covers cracks



Easy to remove

How to use



1. Remove old wallpaper and paint. Smooth out rough base surfaces with plaster-based filler. Prime very absorbent base surfaces with solvent-free primer.



2a. Use a pasting machine without soaking or



2b. Use with the paste-the-wall technique without soaking



3. Hang perpendicular, with the lengths butted jointed to each other.



4. Use a wallpapering brush or rubber roller to press out bubbles and folds.



5. Use a Stanley knife and palette knife to trim off excess material at ceilings, skirting boards or windows etc.



6. Do not overlap in corners and at edges, but separate precisely along the edge and butt joint the next length.



7. When dry, paint with high-quality emulsion paint in line with EN 13300 or possibly plaster, wallpaper or similar.

Variovlies

PRO

www.erfurt.com



Product Description

ERFURT-Variovlies ECO 150

Manufacturer

Erfurt & Sohn KG • Hugo-Erfurt-Straße 1
42399 Wuppertal • www.erfurt.com

Raw materials/Manufacture

ERFURT-Variovlies ECO 150 is a flat wallcovering, manufactured from recycled paper and textile fibres.

Product data

- Order no. 1000630
- Roll dimensions: 25.00 m long x 0.75 m wide
- Carton content: 4 rolls
- Weight: approx. 150 g/m²

Product features

- Covers contrasting colours on base surfaces very well
- Its water vapour permeability as per DIN 52615 corresponds to a diffusion-equivalent air layer thickness of approx. 0.02 m.
- Fire rating „B-s1,d0“ according to EN 13501-1 corresponds to „B1“ (fire-retardant) according to DIN 4102-1
- The composite material is non-flammable on base surfaces, such as „plasterboard“ (DIN 4102-A2).
- Free of PVC, solvent-free and free of plasticisers hazardous to health
- Fibreglass-free
- No addition of heavy metal compounds or formaldehyde
- Covers cracks
- Conserves resources
- Made of sustainable raw materials
- Suitable for allergy-sufferers
- Can be re-painted several times with commercially available paints
- Easy to remove after moistening with water

Application/Handling

Base surface

ERFURT-Variovlies ECO 150 can be used on all interior base surfaces that can be wallpapered, which should be painted after appropriate preparatory work. Prepare the base surface very carefully in advance owing to the smooth surface of the paper and ensure that it is dry, clean, solid, slightly absorbent and smooth. Smooth out rough base surfaces with plaster-based filler. Prime smooth plaster with diluted paste. Even absorbency is important when using the paste-the-wall technique.

Remove old wallpaper and loose paint. Smooth out rough base surfaces with plaster-based filler. Prime highly absorbent base surfaces with solvent-free primer or paste. Please read BFS data sheets nos. 7 and 16.

Using the paste-the-wall technique

Use nonwoven adhesive (e.g. Metylan NP New Plaster Paste at a ratio of 1:10 = 1 kg in 10 litres of water or Metylan NP Power Granulate Plus at a ratio of 1:10 = 1 kg in 10 litres of water) or similar to paste. Apply the adhesive/paste evenly to the base surface and lay the cut lengths of wallpaper dry into the bed of adhesive/paste. Please read the adhesive manufacturer's instructions for use.

Using a pasting machine

Paste ERFURT-Variovlies ECO 150 with a pasting machine, fold it and hang it immediately without soaking. Use nonwoven adhesive (e.g. Metylan NP New Plaster Paste at a ratio of 1:10 = 1000 g in 10 litres of water or Metylan NP Power Granulate Plus at a ratio of 1:12 = 1 kg in 12 litres of water) or similar to paste. Please read the adhesive manufacturer's instructions for use.

Adhesion

Hang ERFURT-Variovlies ECO 150 perpendicular, with the lengths butt jointed to each other. Smooth out the bubbles with a rubber roller or a wallpapering palette knife. Press excess lengths at ceilings, skirtings, windows etc. into the corners with a straight edge and cut off with a Stanley knife. Do not hang the wallcovering overlapping. Immediately remove any traces of adhesive from the surface.

Painting

After drying, in most cases only one coat is needed with ERFURT-Variovlies ECO 150 due to its pre-coating. Emulsion paint with minimum wet abrasion class 3 (as per EN 13300) in particular, satin and high-gloss latex paints, are suitable.

Alternatively the wallpapered surface can be painted in an airless process. If doing so, it is necessary to subsequently roll the surface with a short pile paint roller to obtain a clean and even appearance.

Ingredients/Test results

ERFURT-Variovlies ECO 150 is regularly tested in line with the Foodstuffs and Commodities Act § 30 and § 31.

The Declaration of No Objection, issued by the ISEGA -Forschungs- und Untersuchungs-Gesellschaft mbH in Aschaffenburg, Germany, confirms that ERFURT-Variovlies ECO 150 complies with the requirements of the German Foodstuffs and Commodities Act, as well as Recommendation 36 of the Federal Institute for Risk Assessment (BfR).

Its water vapour permeability as per DIN 52615 was certified by the ISEGA-Forschungs- und Untersuchungs-Gesellschaft mbH in Aschaffenburg, Germany.

Made in Germany

Erfurt & Sohn KG
Hugo-Erfurt-Straße 1
D-42399 Wuppertal

Phone.: +49 202 61 10-0
Fax: +49 202 61 10-89 451

E-mail: info@erfurt.com
Website: www.erfurt.com

Service line:
+49 202 61 10-375

ERFURT
WÄNDE ZUM WOHLFÜHLEN